

## TeachTown Social Skills at Home Use

### Teacher Instructions

The Home Component of the TeachTown Social Skills program is designed to create a bridge between the lessons taught in the classroom and a student's social behavior at home. Family members can address the same skills, use the same language, and provide reinforcement for these skills at home.

*How to access the curriculum-based components that can be printed and sent home:*

- Teachers: login into your TeachTown account and access the Social Skills Program
- Select the **Curriculum** tab within the program
- Select the Behavioral Domain either Elementary or Middle School
- Select the desired Targeted Behavior(s)
- Select the corresponding Resources and print

### Resources

- Homework Assignments (Elementary Skills only) are available under the Curriculum tab on the online program and can be sent home with the Social Comic.
- Priming Lessons (Elementary Skills only) provide teachers/parents/guardians with a list of vocabulary terms that can be reviewed and practiced at home
- Extension Activities (Middle School Skills only) are available under the Curriculum tab within the online program and provide samples of activities related to the specific targeted skill.
- Parent Tip Sheet (Middle School Skills only) provides parents with the opportunity to practice the targeted skill by way of suggested activities and how to model, practice and reinforce those targeted behaviors in the home environment.

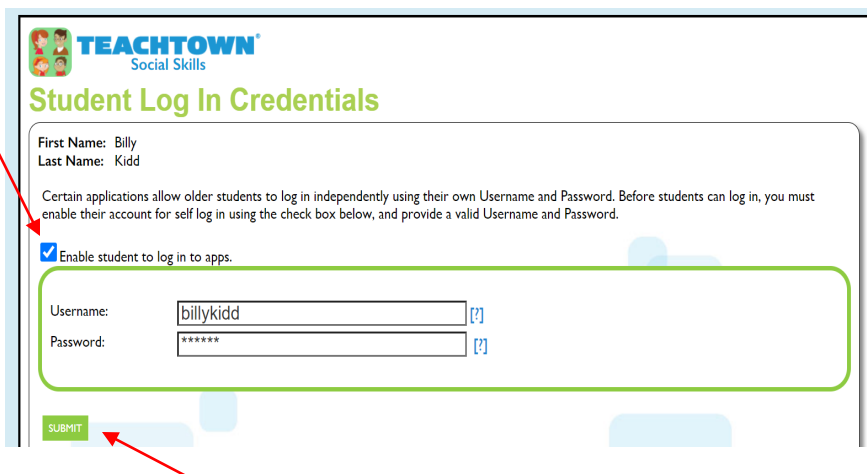
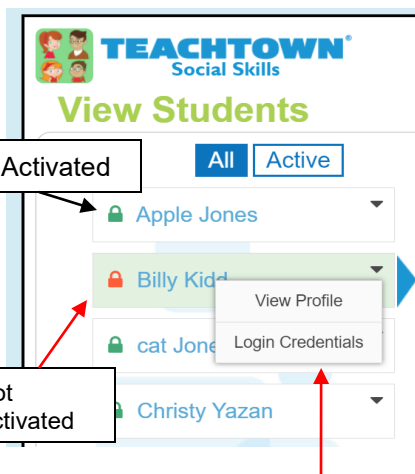
## Student Login Feature – Teacher Instructions

Teachers can create a student login ID and password that is unique to each student and allows students to access from home:

- Interactive Activities
- Targeted Behavior Video
- Comic Strip

Creating a Student Login:

1. Select Student
2. Utilize drop down arrow to the right of the student's name and select **Login Credentials**
3. Place checkmark next to “Enable students to log in to apps”
4. Select a student **Login Name**
5. Select a student **Password**
6. Hit **Submit**
7. **Provide the Login Name and Password to Parent/Guardian in the letter attached to the Parent Instructions packet.**



Note: Red lock signifies Login Credentials have NOT been activated for that specific student. Green lock signifies that student has an active Login and Password account.

## Setting a Student's Permissions – Teacher Instructions

Once Login Credentials have been created for a student. The teacher must provide the student with access to the Videos, Interactive Activities, and Screeners

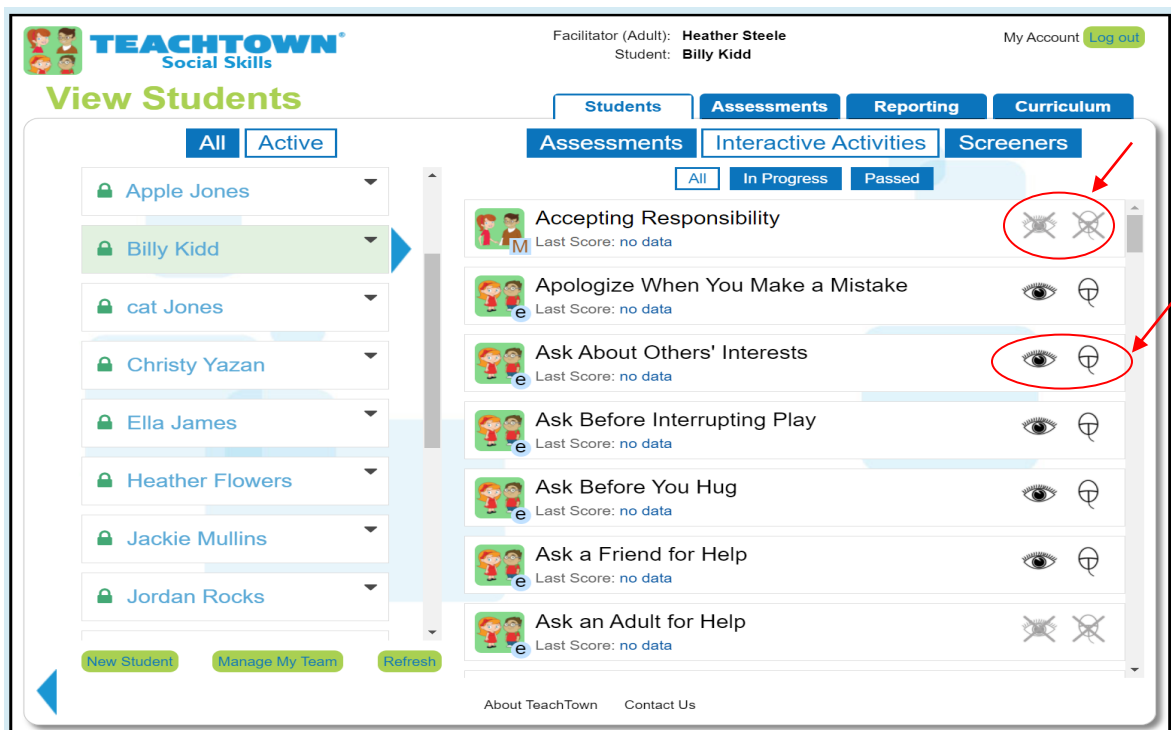
The Comic Strip Builder is available upon student login and does not need to be assigned by the teacher.

- Select Student
- Select Interactive Activities tab
- Activate the **eye** to enable **Video** viewing for each Targeted Skill
- Activate the **mouse** to enable **Interactive Activities**
- Select Screeners Tab to set permissions for **Screeners**

- skills with e indicate Elementary Skill



- skills with a M indicate Middle School Skill

The screenshot shows the TeachTown Social Skills interface. At the top, it displays the user's role as 'Facilitator (Adult): Heather Steele' and the selected student as 'Student: Billy Kidd'. There is a 'Log out' button next to 'My Account'. The main navigation bar includes 'Students', 'Assessments', 'Reporting', and 'Curriculum'. Below this, there are tabs for 'Assessments', 'Interactive Activities', and 'Screeners'. The 'Interactive Activities' tab is currently selected. On the left, a list of students is shown, with 'Billy Kidd' highlighted. The main content area displays a list of skills. Each skill row includes an icon (e for Elementary, M for Middle School), the skill name, the last score, and two icons in the 'Interactive Activities' column: an eye icon and a mouse icon. Red circles and arrows highlight these icons for the skill 'Ask About Others' Interests'.

Assessments	Interactive Activities	Screeners
Accepting Responsibility Last Score: no data		
Apologize When You Make a Mistake Last Score: no data		
Ask About Others' Interests Last Score: no data		
Ask Before Interrupting Play Last Score: no data		
Ask Before You Hug Last Score: no data		
Ask a Friend for Help Last Score: no data		
Ask an Adult for Help Last Score: no data		