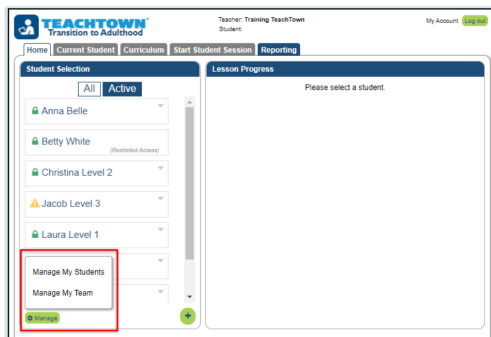


Teacher Instructions for Transition to Adulthood Student Login Setup

Now that you are ready to have your student use the computer based lessons in *TeachTown Transition to Adulthood* independently, here are a few steps to follow:

Create a Student Login and Password for your student(s):

1. Log into your TeachTown Account
2. Select 'Transition to Adulthood'
3. At the bottom of the page, select 'Manage' and then 'Manage My Students'



4. Select 'Manage Credentials for My Students'



5. Make sure the box next to the student name in the 'enabled' column is checked, then click on the pencil icon.

Student Credentials				
Ready	Student Name	Enabled for Login	Username	Password
<input checked="" type="checkbox"/>	Abe Prek	<input checked="" type="checkbox"/>	Abe2	*****
<input checked="" type="checkbox"/>	Adam Marks	<input checked="" type="checkbox"/>	adammarks	*****
<input checked="" type="checkbox"/>	Addie Johnson	<input checked="" type="checkbox"/>		*****
<input checked="" type="checkbox"/>	Addison Brown	<input checked="" type="checkbox"/>	Brown1	*****
<input checked="" type="checkbox"/>	Addison Smith	<input checked="" type="checkbox"/>		*****
<input checked="" type="checkbox"/>	allen maker	<input checked="" type="checkbox"/>	allen123	*****
<input checked="" type="checkbox"/>	Apple Gray	<input checked="" type="checkbox"/>		*****
<input checked="" type="checkbox"/>	Apple Jones	<input checked="" type="checkbox"/>	apple	*****

6. Assign the Student a username and password, then click the save icon

Student Credentials				
Ready	Student Name	Enabled for Login	Username	Password
<input checked="" type="checkbox"/>	Abe Prek	<input checked="" type="checkbox"/>	Abe2	*****
<input checked="" type="checkbox"/>	Adam Marks	<input checked="" type="checkbox"/>	adammarks	*****
<input checked="" type="checkbox"/>	Addie Johnson	<input checked="" type="checkbox"/>		*****
<input checked="" type="checkbox"/>	Addison Brown	<input checked="" type="checkbox"/>	Brown1	*****
<input checked="" type="checkbox"/>	Addison Smith	<input checked="" type="checkbox"/>	Addison	*****
<input checked="" type="checkbox"/>	allen maker	<input checked="" type="checkbox"/>	allen123	*****
<input checked="" type="checkbox"/>	Apple Gray	<input checked="" type="checkbox"/>		*****
<input checked="" type="checkbox"/>	Apple Jones	<input checked="" type="checkbox"/>	apple	*****

*A username must be a minimum of 3 characters long, and it must be different than all other usernames in the TeachTown system

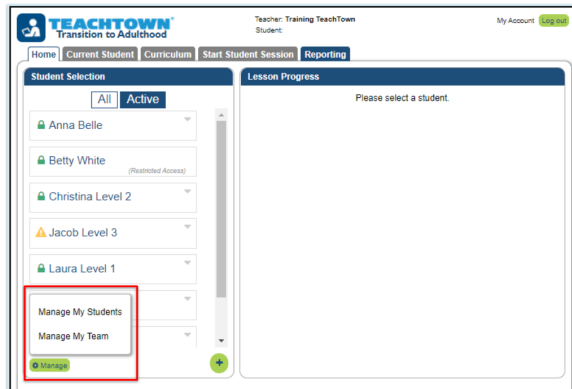
**Passwords must be 6-20 characters, and must contain a capital letter, a lowercase letter, and a number

7. Repeat for each student

Important Reminder: Teachers MUST add lessons to each student's account via the IEP Goal feature or Instructional Sequencing feature located under the 'Current Student' Tab.

Set the Session Length for Each Student:

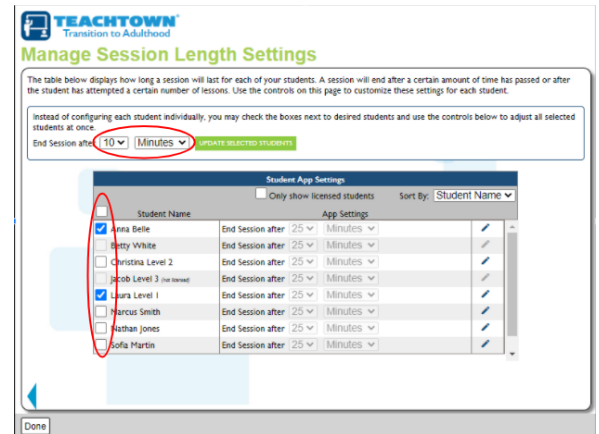
1. Log into your TeachTown Account
2. Select 'Transition to Adulthood'
3. At the bottom of the page, select 'Manage' and then 'Manage My Students'



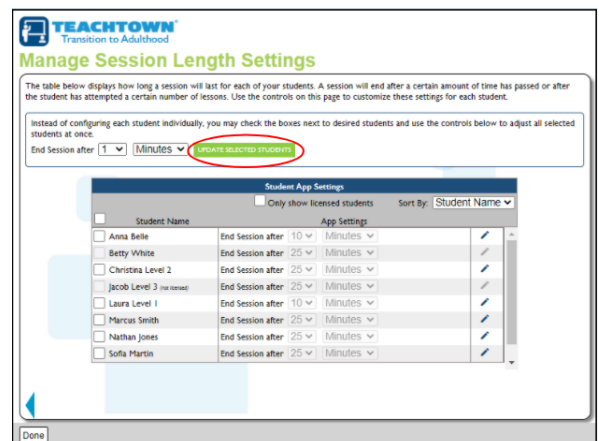
4. Select 'Manage Session Length Settings'



5. Choose the session duration, and the student(s) you want to make a change to



6. Select 'Update Selected Students'



*The default session length is 25 minutes

Important Reminder: Teachers MUST add lessons to each student's account via the IEP Goal feature or Instructional Sequencing feature located under the 'Current Student' Tab.